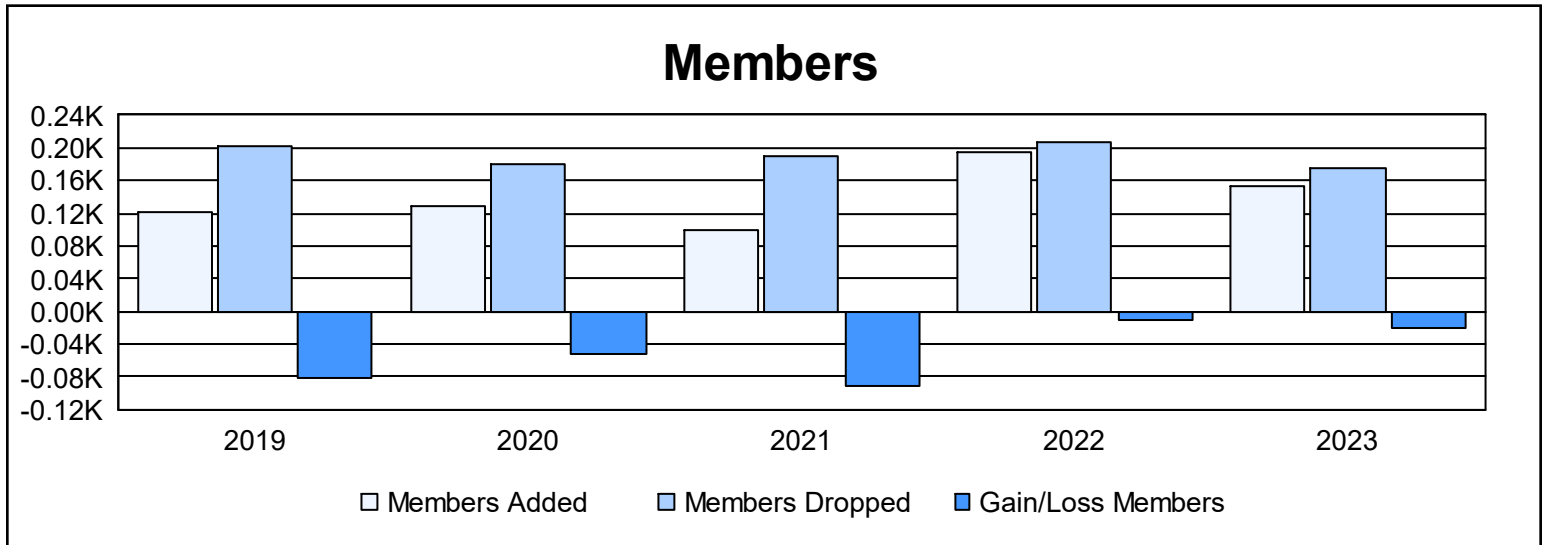
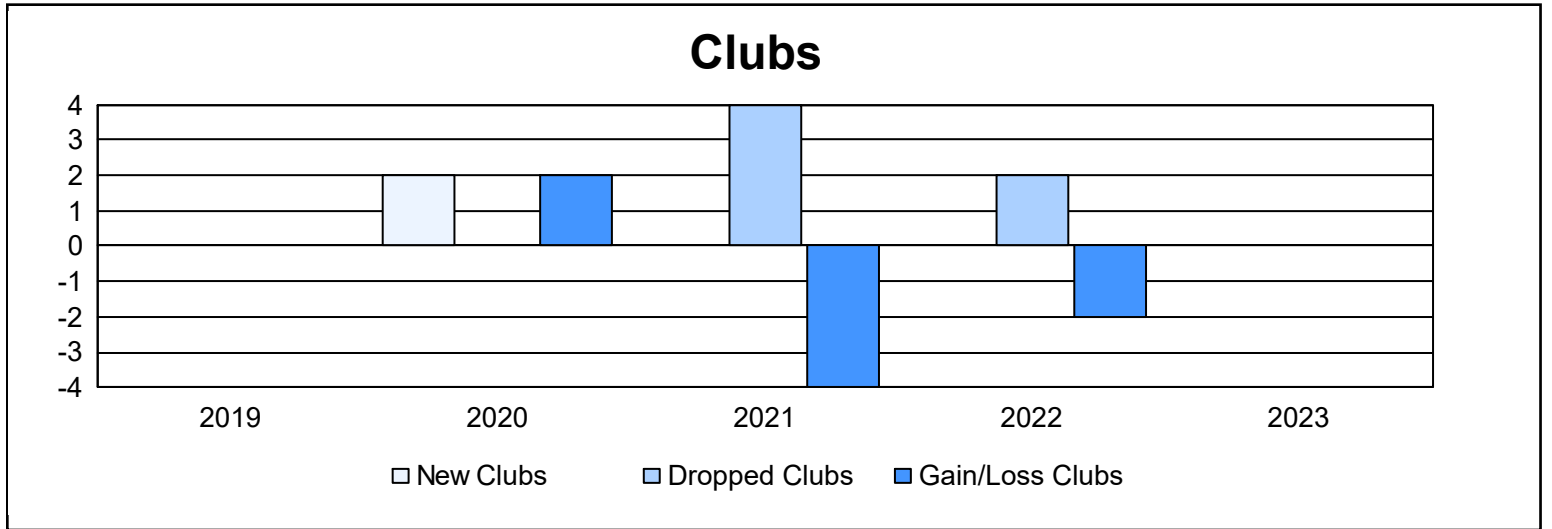
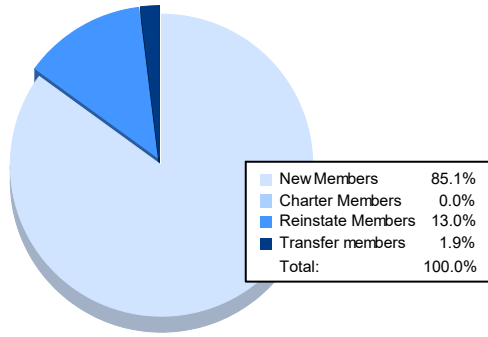


| Year | New Clubs | Dropped Clubs | Gain/ Loss Clubs | New Members | Charter Members | Reinstate Members | Transfer Members | Total Member Added | Total Members Dropped | Gain/ Loss Members |
|----------------|-----------|---------------|------------------|-------------|-----------------|-------------------|------------------|--------------------|-----------------------|--------------------|
| 2018-2019 | 0 | 0 | 0 | 111 | 0 | 7 | 3 | 121 | 202 | -81 |
| 2019-2020 | 2 | 0 | 2 | 61 | 44 | 6 | 18 | 129 | 180 | -51 |
| 2020-2021 | 0 | 4 | -4 | 94 | 0 | 3 | 3 | 100 | 191 | -91 |
| 2021-2022 | 0 | 2 | -2 | 172 | 3 | 14 | 6 | 195 | 206 | -11 |
| 2022-2023 | 0 | 0 | 0 | 131 | 0 | 20 | 3 | 154 | 174 | -20 |
| Average | 0 | 1 | -1 | 114 | 9 | 10 | 7 | 140 | 191 | -51 |



Membership Composition June 2023 Cumulative



Gender Composition June 2023 Cumulative

